

# MORNING SUMMARY









"The big money is not in the buying and the selling, but in the waiting."  
Charlie Munger

Wednesday, June 17, 2026

Equity Update				Global Indices			
				16-Jun			
		Chg	Chg%				
ASPI	▼	-3.36	-0.02%	22,377	Dow Jones	▲	52,000
S&P SL 20 Index	▲	1.79	0.03%	6,221	Euro Stoxx 50	▲	6,257
Total Turnover (LKR)	▼			3,854,323,602	FTSE 100	▲	10,494
Market Capitalization (LKR)	▲			8,125,910,933,107	Nikkei 225	▲	69,746
					Hang Seng	▼	24,496
PER (x)				11.8	Frontier Markets		
PBV (x)				1.4	VN index	▲	1,808
DY (%)				2.9	KSE-100	▲	180,474
					DSEX	▼	5,606

Source: CSE

Source: Bloomberg

Exchange Rates				Commodities			
				16-Jun			
(LKR per unit)		TT Buying	TT Selling	Type			
USD		\$ 328.3	338.2	Gold (USD/t.oz)	▲	4,359	
GBP		£ 438.6	454.5	Gold (LKR/t.oz)	▼	1,430,193	
EUR		€ 378.7	393.3	Brent Crude Oil (USD/Bbl)	▼	79	
JPY		¥ 2.0	2.1	Copper (USD/Lbs)	▲	656	
CNY		¥ 48.0	50.7	Cotton (USD/Lbs)	▲	78	
INR		₹ 3.5	3.7	Aluminium (USD/MT)	▼	3,389	
				Palm Oil 3M forward (MYR/l)	▲	4,505	

Source: CBSL

Source: Bloomberg, CBSL

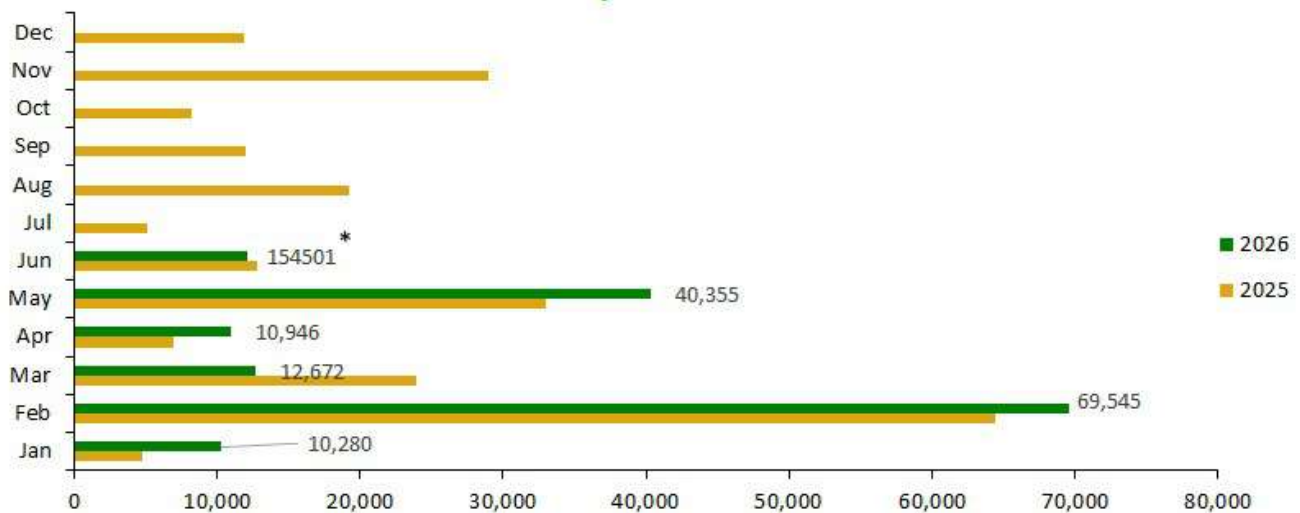
Policy Rates	OPR: 8.75%	SRR: 2.00%	
Economic Indicators	Real GDP Growth: 2026 Q1 = 5.1%	NCPI YoY Change: April 2026 = 4.70%	CCPI YoY Change: May 2026 = 5.50%

Source: CBSL



Company	Dividend Per Share	Final/Interim	XD Date	Record Date	Date of Payment
BEW(N)	LKR 67.5	First	25-Jun	26-Jun	15-Jul
BALA(N)	LKR 0.50	Final	25-Jun	26-Jun	15-Jul
MAL(N)	LKR 0.12	First and Final	26-Jun	30-Jun	16-Jul
SUN(N)	LKR 0.60	Final	26-Jun	30-Jun	16-Jul
WATA(N)	LKR 0.80	Final	26-Jun	30-Jun	16-Jul
HHL(N)	LKR 0.75	Final	26-Jun	30-Jun	1-Jul
ELPL(N)	LKR 7.00	First and Final	30-Jun	1-Jul	17-Jul
CIND(N)	LKR 6.00	Final	30-Jun	1-Jul	17-Jul
CFIN(N)	LKR 3.75	Final	1-Jul	2-Jul	7-Jul
CWM(N)	LKR 1.60	First and Final	1-Jul	2-Jul	20-Jul
JETS(N)	LKR 0.50	Final	1-Jul	2-Jul	20-Jul
TILE(N)	LKR 0.20	Final	1-Jul	2-Jul	20-Jul
UML(N)	LKR 0.40	Final	1-Jul	2-Jul	20-Jul
LHL(N)	LKR 3.00	Final	1-Jul	2-Jul	20-Jul
CDB(N,X)	LKR 1.00	Final	1-Jul	2-Jul	20-Jul
LFIN(N)	LKR 5.95	Final	1-Jul	2-Jul	20-Jul
RIL(N)	LKR 1.00	First and Final	1-Jul	2-Jul	20-Jul
SPEN(N)	LKR 4.00	First and Final	1-Jul	2-Jul	20-Jul
PKME(N)	LKR 2.6	Final	1-Jul	2-Jul	20-Jul
RCL(N)	LKR 1.00	Final	1-Jul	2-Jul	20-Jul
AHUN(N)	LKR 0.28	First and Final	1-Jul	2-Jul	20-Jul
AGAL(N)	LKR 0.75	Final	1-Jul	2-Jul	20-Jul
CHMX(N)	LKR 2.50	Final	1-Jul	2-Jul	20-Jul
CIC (N,X)	LKR 0.50	Final	1-Jul	2-Jul	20-Jul
PARQ(N)	LKR 0.40	Final	1-Jul	2-Jul	20-Jul
CERA(N)	LKR 6.40	Final	1-Jul	2-Jul	20-Jul
LIOC(N)	LKR 5.00	First and final	10-Jul	13-Jul	30-Aug
GLAS(N)	LKR 2.98	First and final	27-Jul	28-Jul	14-Aug
SFCL(N)	LKR 2.80	Final	30-Jul	31-Jul	3-Aug
ASHO(N)	LKR 30.00	First and final	17-Aug	18-Aug	7-Sep
LIOC(N)	LKR 5.00	First and final		DATES TO BE NOTIFIED	
COOP (N)	LKR 0.05	Final		DATES TO BE NOTIFIED	

### LKR 155,917 Mn as dividends from January - June\* 2026



\*Until June 16, 2026